



# CLIENT OUTCOMES & DEMOGRAPHICS

September 2020 – July 2021 • n = 29



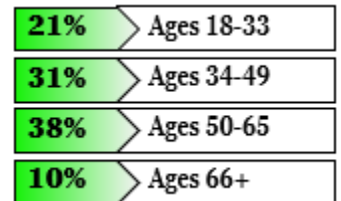
**14** Residential / Transitional Living Program



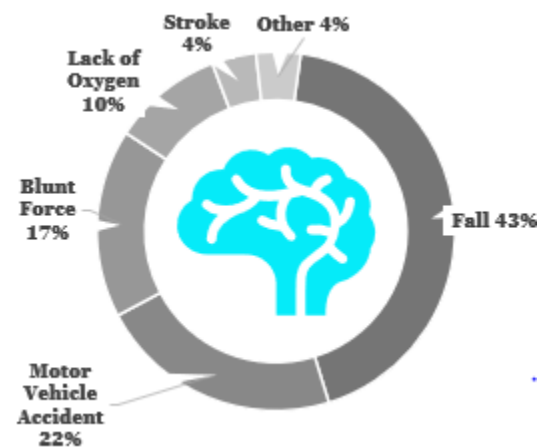
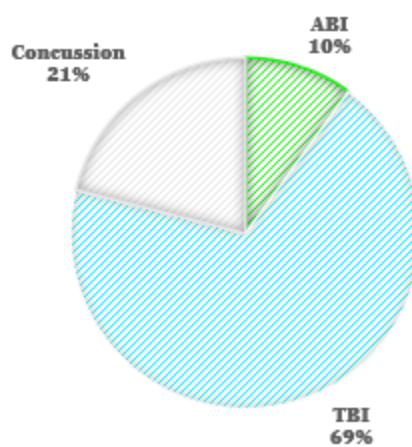
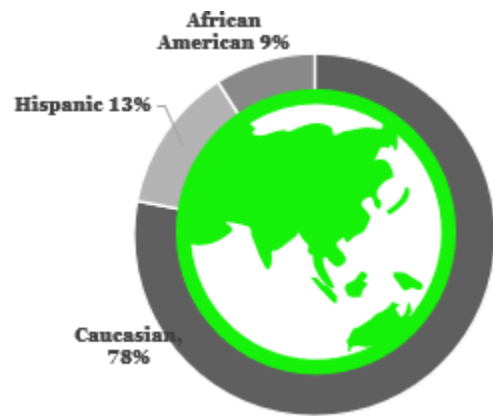
**13** Comprehensive Outpatient Rehabilitation Program



**2** Home & Community Support Program



72% of BRN clients are injured workers and 48% have travelled from out-of-state to receive rehabilitation.



**0**  
Unplanned Transitions / Discharges

**33**  
Percent of clients who returned to work

**57**  
Average number of treatment days (OP)

**100**  
Percent discharged to community